





































IMPACT DIMENSION	IMPACT INDICATOR	PERFORMANCE	RATIONALE
Life on Planet & Natural Resources			
Climate Change	Product Carbon Footprint (PCF)	  	<i>High PCF due to air freight (> 20 kg CO₂ eq./kg product at store)</i>
Biodiversity Loss	Loss of biodiversity & biosphere integrity	  	<i>YFT is overfished, but minor contribution to mortality</i>
Habitat Degradation	Destruction of Vulnerable Marine Ecosystems (VMEs)	  	<i>No interaction of fishing gear with marine habitats or VMEs</i>
Freshwater Depletion	Risk of freshwater depletion	  	<i>No freshwater use</i>
Eutrophication	Discharge of nitrogen (N) and phosphorous (P)	  	<i>No use and discharge of N-P compounds</i>
Toxic Compounds	Pollution with toxic chemicals and pesticides	  	<i>No use and discharge of toxic compounds</i>
People & Coastal Communities			
Human Rights	Human rights & decent work conditions	  	<i>Safeguarded by Fair Trade audits & certification</i>
Workers' Safety	Exposure to health & safety hazards	  	<i>Safeguarded by Fair Trade audits & certification</i>
Community Inclusiveness	Fair value chain participation by communities	  	<i>High level of value participation & Fair Trade model</i>
Animal Welfare			
Living Conditions	Natural behaviour during lifetime	  	<i>Life in the wild, no husbandry systems</i>
Physical Stress	Stress & physical damage during or after capture	  	<i>High stress during catch and hauling</i>
Humane Slaughter	Pain & suffering during slaughter	  	<i>Stunning performed, but no proper killing</i>



BLUEYOU OCEAN IMPACT TRACKER

METHODOLOGY FOR ASSESSMENT AND SCORING GUIDEPOST WILD CAUGHT SEAFOOD

Version 1.0 Oct 2023

Assessment Date:	November 20 2023	Species Name	Yellowfin Tuna
Assessor Name:	Fabian Mollet	Country of Origin	Maldives
Unit of Origin Code:	W-YFT-2	Catch & Harvesting Area	Maldives Coastal Waters, Indian Ocean (FAO 51)
		Origin Type	Wild Capture Fisheries
		Farming / Fishing Method	Handline Single Hook
		Operation Type	Small-scale / Community based

LIFE ON PLANET & NATURAL RESOURCES

Impact Dimension	Parameter for Evaluation	Assesment Indicators and Metrics	Scoring Guidepost			Score	Comments and Remarks for Assessment
			1 Negative impact / Critical performance	2 Moderate impact / Acceptable performance	3 Positive impact / Good performance		
Climate Change Impact	LCA-based carbon footprint	Carbon Footprint in Kg CO ₂ eq. / kg final product on POS in market	High footprint (> 8.0 kg CO ₂ eq./kg product at store)	Moderate footprint (3.0 - 8.0 kg CO ₂ eq./kg product at store)	Low footprint (< 3.0 kg CO ₂ eq./kg product at store)	1	High PCF due to air freight (>20kg CO2 eq. / kg product)
Ecosystems & Biodiversity	Biospere integrity and biodiversity loss	Biodiversity loss, ETP impact, overexploitation	Critical biodiversity loss OR significant mortality of ETP species, threatening ecosystem integrity OR stocks overexploited through fishery under assessment	Moderate risk for biodiversity loss, marginal mortality of ETP species, low risk of ecosystem integrity change, no overexploitation by the fishery under assessment	No risk for biodiversity loss, negligible mortality of ETP species, no risk of ecosystem integrity change, no overexploitation for any of the affected species	2	YFT in the IO is overfished and overfishing occurring according to IOTC assessment reports. However, the Maldivian handline fishery is assumed to cause only a minor contribution to total mortality (<10%). The major mortality is caused by the industrial purse seining and longlining fleets from Spain, France/Seychelles, Iran, India/Sri Lanka. Since the overexploitation is not caused in this sense by the fishery under assessment, a score of 2 instead of 1 is given.
Habitat Degradation	Habitat system change due fishing gear impact	Destructivness of fishing gear versus sensitivity of habitat	Irreversible damage and long term degradation to sensitive habitats	Moderate gear-sea/floor interaction, not highly sensitive habitat, causing some damage that is reversible	No gear-sea/floor interaction	3	No interaction of fishing gear with marine habitats or VMEs
Freshwater Use	Depletion of freshwater	Use of freshwater and risk of depletion (feed and farming)	High consumption and critical risk for depletion	Moderate consumption / freshwater no depletion risk	No use of freshwater	3	No freshwater use
Eutrophication	Discharge of critical nutrients (N,P)	Risk of eutrophication in feed production and aquaculture	High risk (agriculture and aquaculture)	Moderate risk	Low / No Risk	3	No use and discharge of N-P compounds
Toxic Compounds	Pollution with chemicals and pesticides	Use of chemicals, pesticides, antibiotics and toxic compounds	Frequent and continuous use as part of SOP	Moderate and occasional use under GAP	No use as part of SOP	3	No use and discharge of toxic compounds

PEOPLE & COASTAL COMMUNITIES

Human Rights & Work Conditions	Human rights and decent work conditions	Risk for human right abuse and critical work conditions (fishing and processing)	High risk	Moderate risk	Low risk	3	Human rights and decent work conditions assessed on fleet operation and factory level by Fair Trade and social audits annually. No migrant workers on fleet level.
Workers' Safety	Safe working conditons along supply chain	Risk for critical working conditions on fishery fleet and processing level	High risk	Moderate risk	Low risk	3	Good level of safety at sea including regular crew training. Safe working conditions in factories as part of Fair Trade social standards, including 3rd party verification and auditing
Community Inclusiveness	Fair value and participation of communities	Level of involvement of local community in fishing operation and value chain	No / Low	Moderate	High	3	High level of community participation, as the fishery is 100% community-based. Communities benefit from Fair Trade premiums as additional value chain contribution.

ANIMAL WELFARE

Living Conditions & Quality of Life	Husbandry system which respects natural behaviour	Husbandry systems,species appropriate stocking densities, natural environment	n.a.	n.a.	Default selector for wild caught seafood systems (species live in their natural, wild environment)	3	Life in the wild, no husbandry systems
Capture, Harvesting & Handling	Reducing stress during harvesting & handling	Risk of exposure to prolonged stress, pain and injuries	High risk for prolonged stress during catch, pain and multiple injuries, high by-catch rates, risk for ghost gear mortalities	Moderate exposure to stress, improved handling and quick process of catch and handling	Optimized handling to reduce stress to minimum	2	High stress during catch and hauling
Stunning & Humane Slaughter	Stunning before slaughtering	Objective: Vertebrate and Decapod Crustacean are stunned prior to killing	No stunning and prolonged suffering prior to death	No stunning but moderate risk for prolonged suffering	Effective stunning in place within minimal time between stunning and slaughter	2	Stunning performed, but no proper killing